

Emergency Shelter/Solutions Grants (ESG) Vermont Annual Report - State Fiscal Year 2012

Vermont's Emergency Shelter/Solutions Grants program, administered by the State Office of Economic Opportunity, provides a blend of state and federal (HUD) funding to support operations, staffing and homelessness prevention initiatives at approximately 40 non-profit emergency shelter, transitional housing and prevention programs serving all regions of the state.

Overnights Sheltered

Between July 1, 2011 and June 30, 2012, Vermont's ESG-funded emergency shelters, domestic violence shelters, veteran's shelters and youth shelters, reported the following.

- **4,244** persons sheltered for a total of **154,129** shelter bednights.
- **3,292** were adults and **952** were children under the age of 18.
- The average length of stay was approximately **36.3** days.

Homelessness Prevention¹

Other ESG-funded programs provided homelessness prevention and re-housing assistance such as rental and mortgage assistance, short-term shelter at motels, and aid to prevent utility disconnections. This activity stabilized an additional **1,585** persons in **670** households for an additional **27,132** shelter bednights.

Outcome Measures

Recipients of Emergency Shelter Grant funding reported on the following Outcomes Measures.

- **1,085** Participants were actively engaged in educational or literacy programs.
- **968** Households moved from emergency shelter to stable housing.
- **816** Households at-risk of homelessness had their housing stabilized.²
- Of **1,023** participants seeking employment, **493** obtained employment.

¹ Prevention services in this report are only those paid for with Emergency Shelter Grant dollars. Numbers do not reflect other prevention activity by these grantee providers paid for with funding such as Crisis Fuel, HRF, FEMA, or CSBG. Bednight estimates in the Prevention section are also conservative, calculated on the assumption that a back rent payment or security deposit secures 30 days of stable housing per household member. The actual number of bednights secured through ESG prevention activity is likely far greater.

² In some cases, providers reported all households served by a program, including those not funded with prevention funds from ESG or Vermont match. Hence, this total (816) is higher than the household count in the section preceding (670).

NEW EMERGENCY SHELTER/SOLUTIONS PERFORMANCE MEASURES:³ Beginning July 1, 2011 with the start of the state fiscal year, the State Office of Economic launched new performance measurements reported on by all grantee providers and linked to payment. Grantees only reported on measures tied to the category of funding received: Shelter Operations, Essential Services, and Homelessness Prevention. This first year establishes a baseline from which to measure change, performance targets were set and State Fiscal Year 2012 performance is included below.

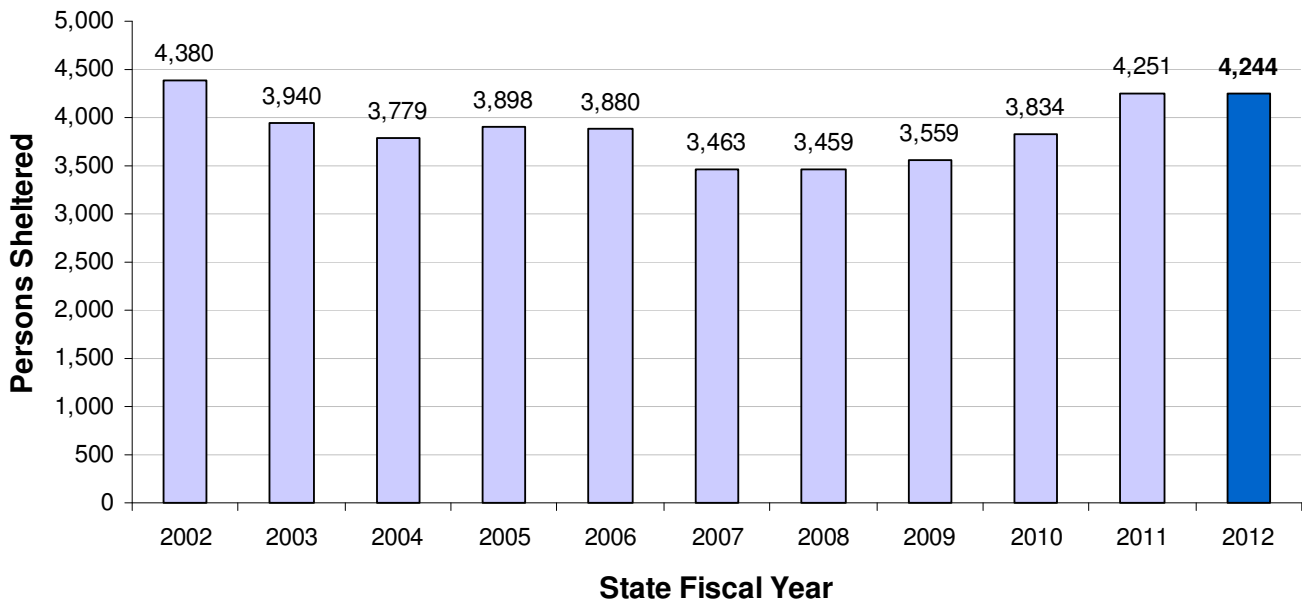
Performance Measure – Funding Category	Target	State FY 2012 Performance		% of Grantees Meeting Target
HOMELESSNESS PREVENTION SERVICES				
Households at-risk of homelessness will have their housing stabilized or be safely re-housed within 28 days	70%	50%		75%
Households stabilized or re-housed will continue to be in stable housing at least 90 days following assistance	70%	85%		88%
Average stay for families in short-term emergency motels	5 nights	2.6 nights ⁴		100%
Households placed in motels meet with a case manager within 3 days	90%	100%		100%
EMERGENCY & TRANSITIONAL SHELTER OPERATIONS				
Shelter facilities are open, staffed, insured, clear of safety violations, and available to shelter the homeless	365 days	Open 364 days on average or 99.6% ⁵		89%
Shelter households (individuals or families) will have an initial meeting with a case manager within 3 days of entering the program	90%	Emergency Shelter	73%	84%
		Day Shelter	84%	50%
		Transitional Housing	100%	100%
YOUTH SHELTER & SERVICES				
Youth entering the program will meet with a case manager within 3 days of program entry	90%	90%		67%
Youth exiting the program will have “safe exits” as defined by one of the following: College, Friends, Home With Family, Independent Living, Job Corps, Military, Relative’s Home, or Residential Treatment/Rehab	70%	66%		50%
Youth with a safe exit will continue to be stably housed for at least 90 days	70%	unknown		unknown
CASE MANAGEMENT				
Homeless households referred for case management will meet with a case manager within 3 days of the referral.	90%	95%		88%
Within 90 days of referral, households receiving case management will have at least 1 adult who is employed, OR enrolled in an educational or training program, OR has qualified for income benefits such as TANF, SSI or GA	70%	56%		38%
Within 90 days of referral, households receiving case management will be stabilized in transitional or permanent housing	70%	38%		38%
Households stabilized or re-housed will continue to be in stable housing at least 90 days following assistance	70%	71%		50%

³ Figures in this section represent combined numbers from both ESG-funded and Vermont-funded (match) programs.

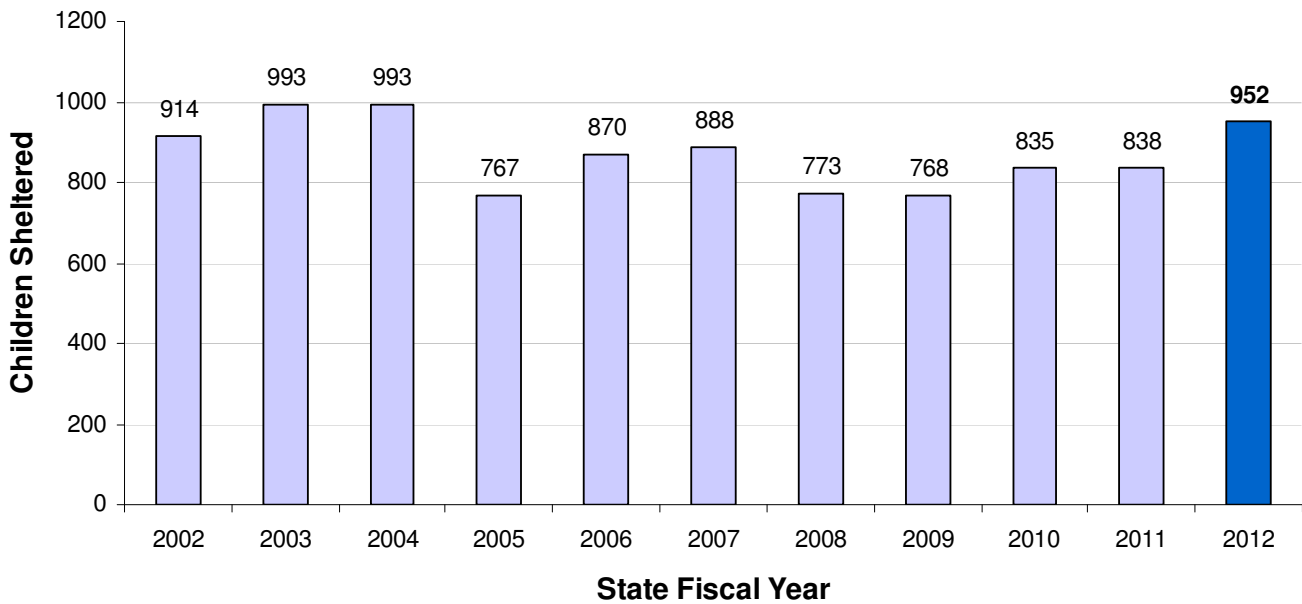
⁴ Figure only includes ESG-funded motel stay.

⁵ Figure does not include day shelters.

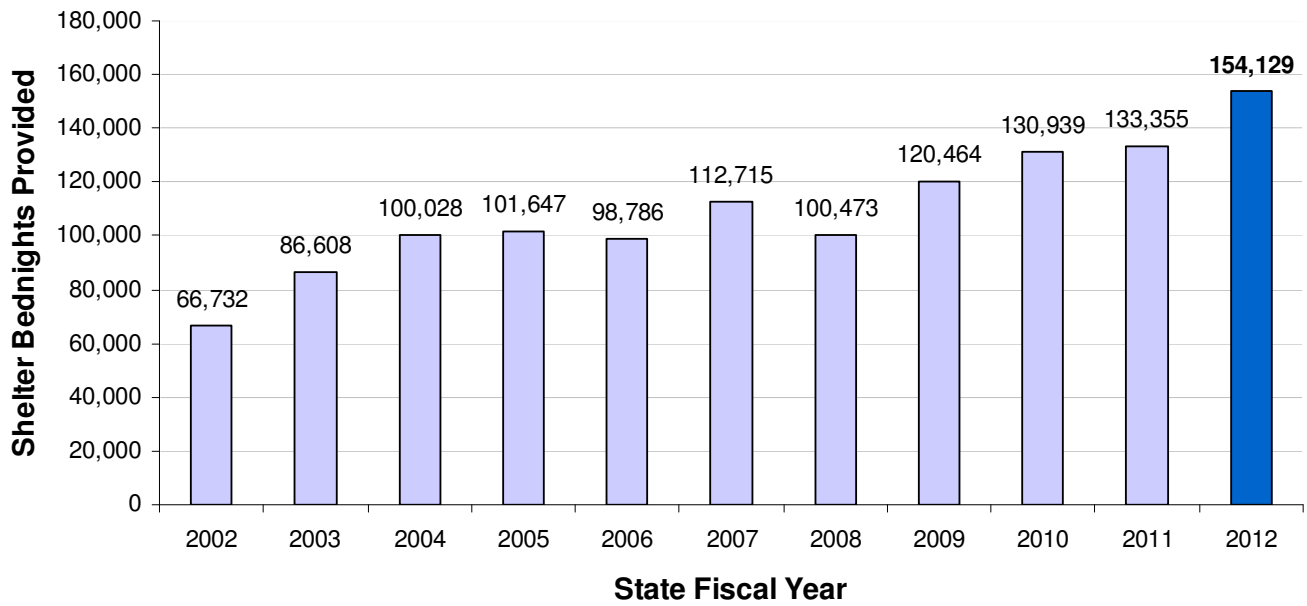
Persons in Vermont's ESG Homeless Shelters (2002-2012)



Children in Vermont's ESG Homeless Shelters (2002-2012)



Shelter Bednights: Vermont's ESG Shelters (2002-2012)



Average Length of Vermont's ESG Shelter Stay (2002-2012)

